




Make a Mini Broom Activity







You will need:

A stick

Dry grass, straw or smaller twigs

String or twine

-  Take a small bunch of dry grass and place it around one end of your stick.
-  Tie the grass in place using string.
-  Take your scissors and snip the dry grass into a neater broom shape.
-  Very soon you'll have a perfectly miniature broom, ideal for Halloween.



Why not try hanging them up – they make great decorations!

